



## Physical Specifications

Brand	Virtec
Weight	2.15 kg
Length	151mm
Width	65 mm
Height	94 mm
Technology	AGM
Warranty	1 Year
Terminals	



12V 7Ah virtec Battery VT1270

## Specifications

Model	VT1270	
Normal Voltage	12 Volts	
Normal Capacity (C20)	7 Ah	
Terminal Type	Standard Terminal	F1/F2
Container Material	Standard Option	ABS
	Flame Retardant Option (FR)	UL94:VO
Rated Capacity	7.00 AH/0.350A	(20hr, 1.80V/cell, 25°C / 77°F)
	6.51 AH/0.653A	(10hr, 1.80V/cell, 25°C / 77°F)
	6.00 AH/1.20A	(5hr, 1.75V/cell, 25°C / 77°F)
	5.37 AH/1.79A	(3hr, 1.75V/cell, 25°C / 77°F)
	4.55 AH/4.55A	(1hr, 1.60V/cell, 25°C / 77°F)
Max Discharge Current	105A (5s)	
Internal Resistance	Approx 40mΩ	
Discharge Characteristics	Operating Temp. Range	Discharge: -15 ~ 50°C (5 ~ 122°F)
		Charge: 0 ~ 40°C (5 ~ 104°F)
		Storage: -15 ~ 40°C (5 ~ 104°F)
	Nominal Operating Temp.Range	25 ± 3°C (77 ± 5°F)
	Cycle Use	Initial Charging Current less than 1.62A.Voltage 14.4V ~ 15.0V at 25 C Temp. Coefficient -30mV/°C
	Standby Use	No limit on Initial Charging Current Voltage
	Capacity affected by Temperature	40°C (104°F) 103%
25°C (77°F) 100%		
0°C (32°F) 86%		
Design Floating Life at 20°C	3-5 Years	
Self Discharge	Virtec batteries may be stored for up to 6 months at 25°C(°77F) and then a refresh charge is required. For higher temperatures the time interval will be shorter.	

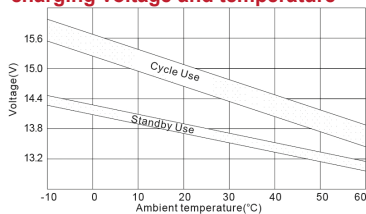
### Constant Current Discharge (Amperes) at 25°C (77°F)

F.V/Time	5 min	10 min	15 min	20 min	30 min	45 min	1h	2h	3h	4h	5h	6h	8h	10h	20h
1.85V/cell	18.0	12.8	10.48	8.79	6.53	4.79	3.86	2.29	1.69	1.36	1.14	0.98	0.774	0.640	0.345
1.80V/cell	21.4	14.3	11.4	9.44	6.94	5.05	4.03	2.38	1.74	1.40	1.17	1.01	0.791	0.653	0.350
1.75V/cell	24.2	15.6	12.2	10.0	7.29	5.27	4.18	2.45	1.79	1.43	1.20	1.03	0.805	0.663	0.357
1.70V/cell	26.7	16.7	12.9	10.5	7.59	5.46	4.32	2.51	1.83	1.46	1.22	1.05	0.817	0.672	0.361
1.65V/cell	28.8	17.7	13.5	10.5	7.86	5.62	4.46	2.57	1.86	1.48	1.23	1.06	0.826	0.680	0.365
1.60V/cell	30.6	18.6	14.1	11.3	8.09	5.76	4.55	2.61	1.89	1.50	1.25	1.07	0.834	0.685	0.367

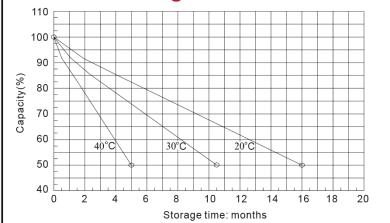
### Constant Power Discharge (Watts) at 25°C (77°F)

F.V/Time	5 min	10 min	15 min	20 min	30 min	45 min	1h	2h	3h	4h	5h	6h	8h	10h	20h
1.85V/cell	34.2	24.5	20.2	17.1	12.8	9.44	7.64	4.56	3.37	2.72	1.14	1.99	1.565	1.296	0.701
1.80V/cell	40.2	27.2	21.9	18.3	13.5	9.91	7.96	4.72	3.47	2.79	1.17	2.03	1.593	1.318	0.708
1.75V/cell	45.1	29.5	23.3	19.3	14.2	10.3	8.23	4.85	3.55	2.85	1.20	2.06	1.616	1.334	0.725
1.70V/cell	49.2	31.3	24.5	20.1	14.7	10.6	8.48	4.96	3.62	2.89	1.22	2.09	1.633	1.347	0.725
1.65V/cell	52.6	32.9	25.5	20.8	15.2	10.9	8.73	5.05	3.68	2.93	1.23	2.11	1.649	1.359	0.731
1.60V/cell	55.5	34.3	26.3	21.5	15.5	11.2	8.88	5.12	3.72	2.96	1.23	2.13	1.660	1.367	0.734

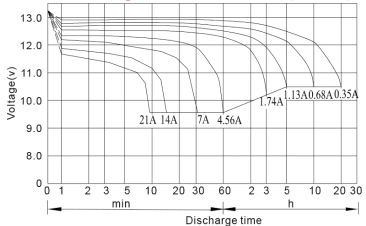
Relationship between charging voltage and temperature



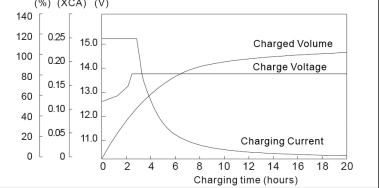
Self-discharge characteristic



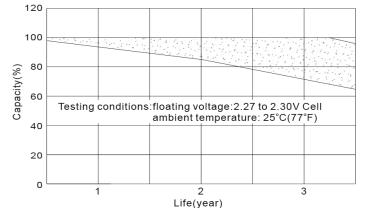
Discharge characteristic (25°C)



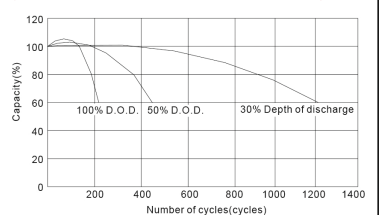
Constant voltage charging characteristic (0.25CA, 25°C)



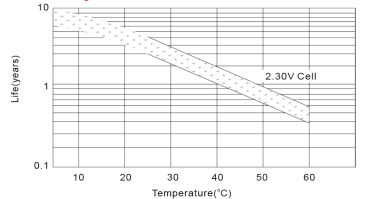
Life characteristics of Standby use



Cycle service life in relation to depth of discharge



Temperature effects on float life



Temperature effects on capacity

